



BE IN THE KNOW



TM-B2

QUICK START GUIDE

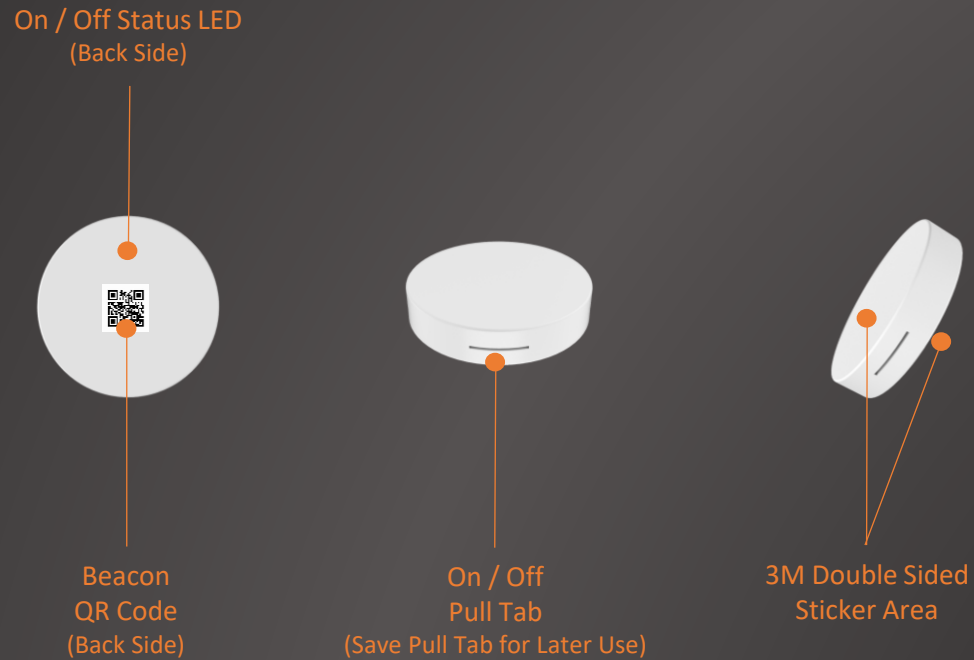
www.ocufii.com



TM-B2-WHT

Movement Detection Stick-On Beacon making it easy for firearm owners to deploy, setup, and start using their movement detection system.

This package includes -
(1) Stick-On Beacon
(1) 3M Double Sided Sticker



Stick-On Beacon – TM-B2-WHT

The TagMe Stick-On Beacon is a movement detection device developed by Ocufii. This beacon includes a 3M double sided sticker making it simple to install directly on cable & trigger locks, safe doors, firearm drawers, or carrying cases.

Locate the beacon(s) close to the Ocufii base station for optimal system communication.

3

Notify Users of Movement on their Mobile Devices



iOS or Android Devices



OcuFii Mobile Apps

2

Manage and Process the Movement Data



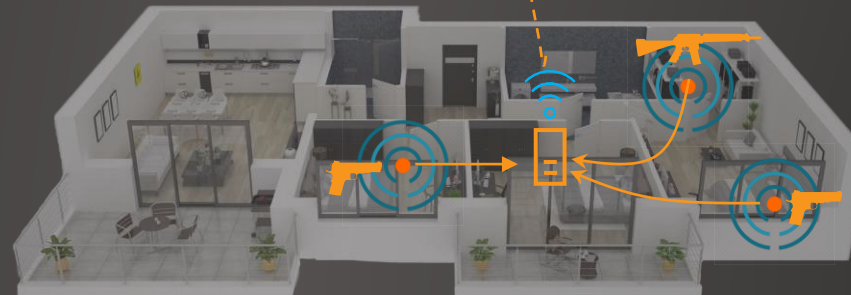
OcuFii Cloud



Web Services Cloud

1

Detect Movement of Asset



OcuFii Base Station connects to home Wi-Fi network



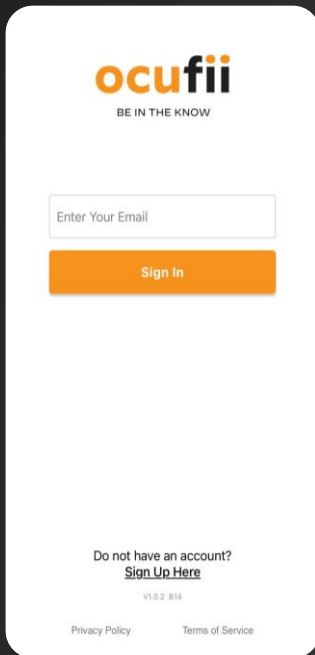
OcuFii Beacons Communicate to Base Station

2

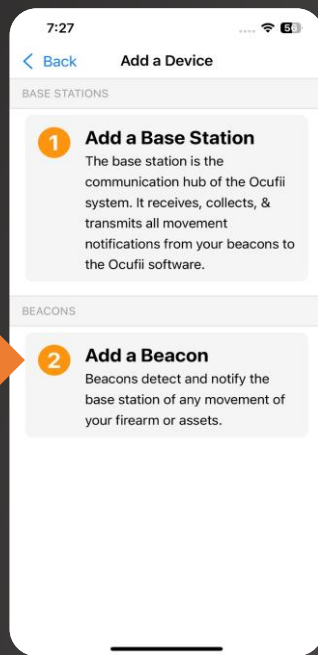
KNOW YOUR SYSTEM

Add a Beacon

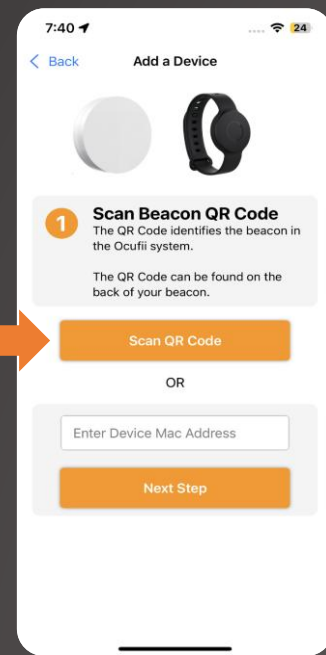
1. Open App & Sign In



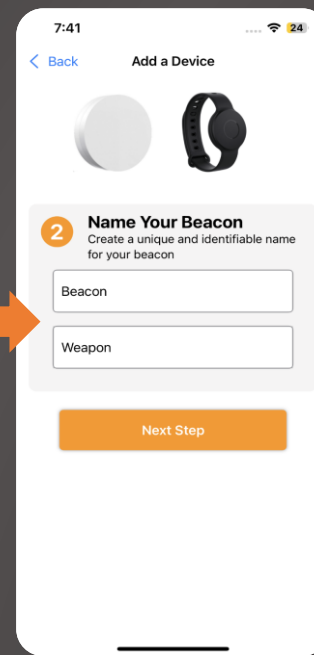
2. Click Add a Beacon (Follow Software Guided Steps)



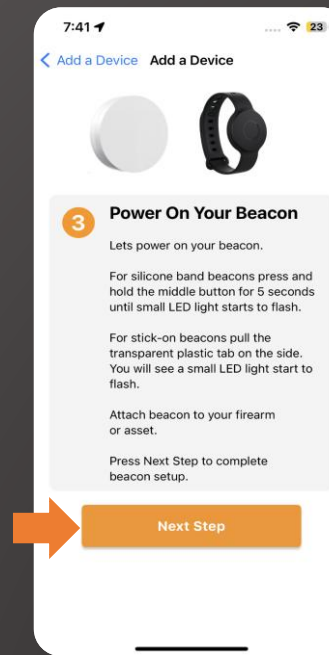
3. Scan Beacon QR Code



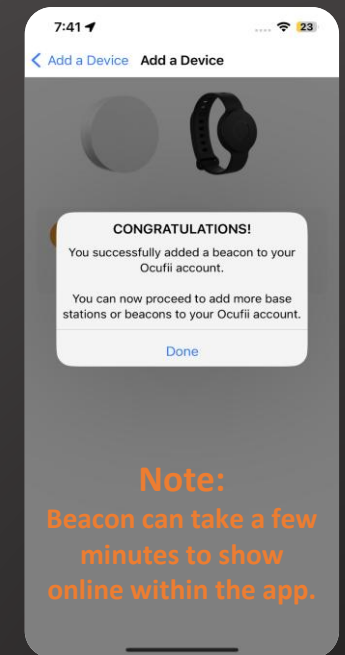
4. Enter Beacon Information



5. Power Up Beacon & Finalize Setup



6. Congratulations (You added a Beacon)

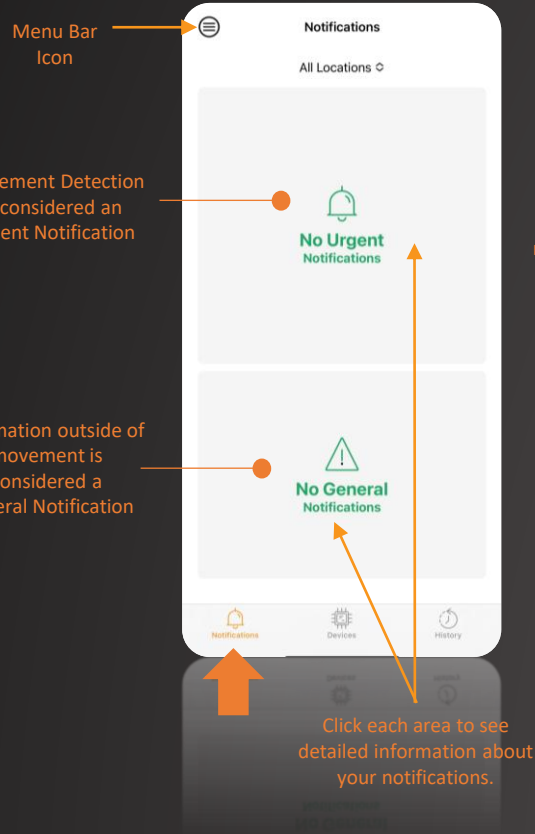


Notes:

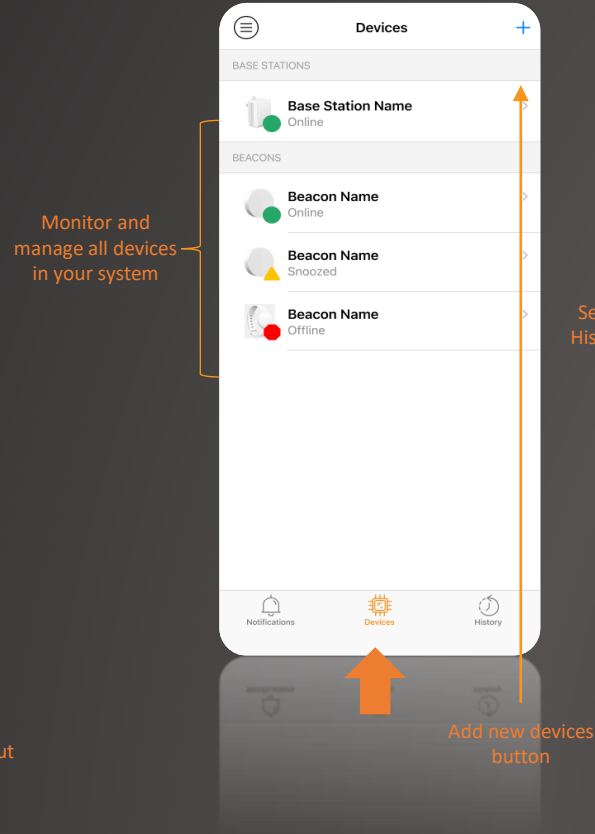
- Repeat this process to add more beacons to your system. (There is a maximum of 10 beacons per system & account)

Main Menu Screens

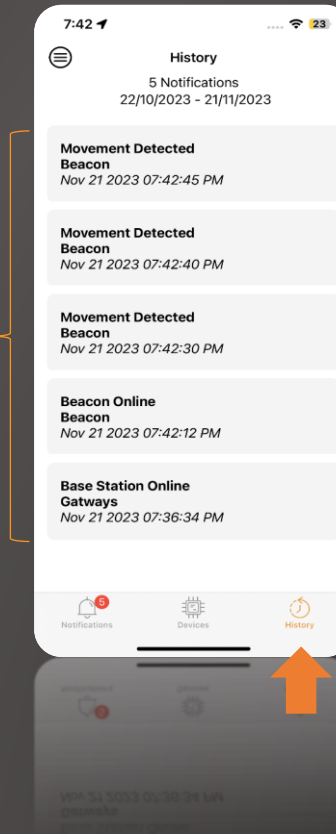
Main Notification Dashboard



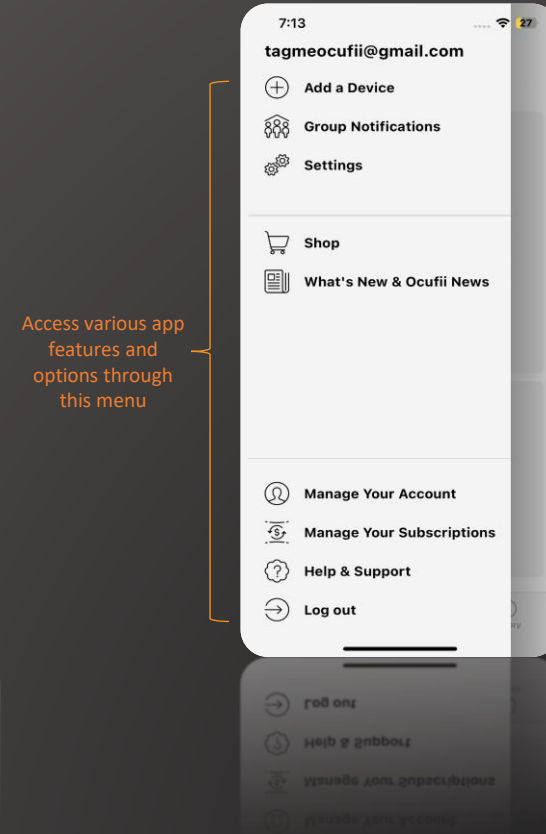
Main Devices Screen



Main History Screen



Menu Bar Screen



CONGRATULATIONS!

You are ready to use your OcuFii app and receive movement notifications on your cell phone.



BE IN THE KNOW

Customer Support

For general questions email us at: info@ocufii.com

For additional help with your system, visit : www.ocufii.com/support

Or Email us at: support@ocufii.com

Support hours are from
Easter Standard Time (8:00am to 6:00pm)

For warranty coverage please visit: www.ocufii.com/warranty

Or Email us at: support@ocufii.com

For information about our Terms of Service visit: www.ocufii.com/terms

For information about our Privacy Policy visit: www.ocufii.com/privacy

For FAQs on our Privacy Policy visit: www.ocufii.com/faqs

FAQ's

How many base stations can I have in my account?

You can have a maximum of 5 base stations in an account.

How many beacons can I connect to one base station?

You can have a maximum of 10 beacons connected to one base station.

What is the coverage range of a base station?

A base station has a maximum range of 150 feet radius in open air. Walls, furniture, & metal reduces the coverage range of the base station and should be considered when setting up a system. For optimal communication coverage, install the base station as close as possible to your beacons and Wi-Fi router. If needed, add another base station to get better coverage.

What is the coverage range of a beacon?

Just like the base station, walls, furniture, & metal reduces the coverage range of the beacons and should be considered when setting up a system. For optimal communication coverage, install the beacons as close as possible to your base station. If needed, add another base station to get better coverage.

How fast will I get a movement notification on my cell phone?

Getting movement notifications on your phone depends on the speed of your internet service, the speed of your cellular network, and your cellular coverage. Based on the different conditions, getting movements notifications on your phone can take from 5 seconds to 15 seconds from the time that we receive movement data in our cloud platform from the base station.

Can I install a beacon inside a metal box or safe?

We do not recommend that you install a beacon inside a metal box or safe as the metal enclosure will prevent any signal propagation.